



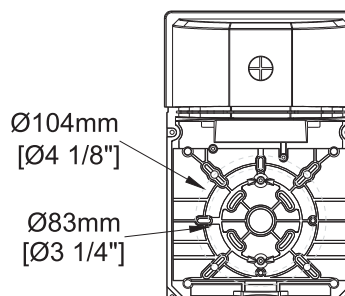
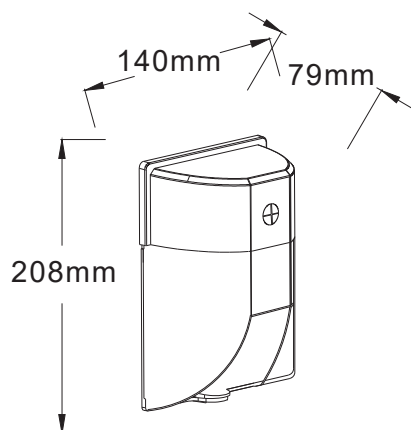
OL-WP Series

Project: _____ Part #: _____
Type: _____

The WPMN mini LED wall pack is a versatile and durable outdoor luminaire. The built-in photocell automatically turns the light on at dusk and off at dawn for convenience and energy savings. Consume 25 watts and replace existing 100 watt traditional metal halide wall packs for more energy and cost savings. Switch to LED wall packs for less costs and more energy savings and longer rate life for outdoor commercial applications, such as general site lighting, landscape, alleys, doorways, loading docks and parking areas.



DIMENSION:(mm/in)



OL-WP Series

CONSTRUCTION

- Heavy duty die-cast aluminum housing, fully sealed to be dirt and bug proof
- Clear polycarbonate lens
- Built-in photocell
- Integral secondary heat sink to optimize thermal transfer and maximize performance and life of LED
- Driver is mounted in direct contact with the casting for a low operating temperature and long life
- Polyester powder-coated finish, rust and corrosion proof
- Stabilized to extreme climate changes without cracking or peeling
- Brown (other finishings are available)

APPLICATIONS

- Wet areas
- Outside walkways
- Farm buildings
(Non-corrosive atmosphere)
- Garages
- Buildings
- Doorways
- Alleys
- Parking areas

FEATURES

- ETL/cETL listed for wet and outdoor locations
- 105 lumens per watt
- 120V or 100-277 V input voltage both are available
- Photocell Sensor is standard



Entryway lighting



Garages lighting



Doorways lighting



Outside walkways

PRODUCT DETAILS



UV resistance Cover no discoloration



Built-in photocell sensor.



Fully compatible with traditional surface mounting with J-BOX



OL-WP Series

TECHNICAL SPECIFICATION

- Input Voltage : 120VAC or 100-277VAC
- Power factor : >0.9, THD <15 %
- Luminous Efficacy : up to 105lm/w
- Colour Rendering Index : > 70Ra
- LED Type : High performance LM80 SMD2835 LED
- Operating Temperature : -30°C up to 50°C (-22°F up to 122°F)
- Color Temperature : 3000K/4000K/5000K
- Material : Aluminum Housing & Polycarbonate Refractor
- Ingress Protection : IP65
- Impact Rating : IK08
- Rated Life : 50,000 hours
- Warranty : 5 years

Models

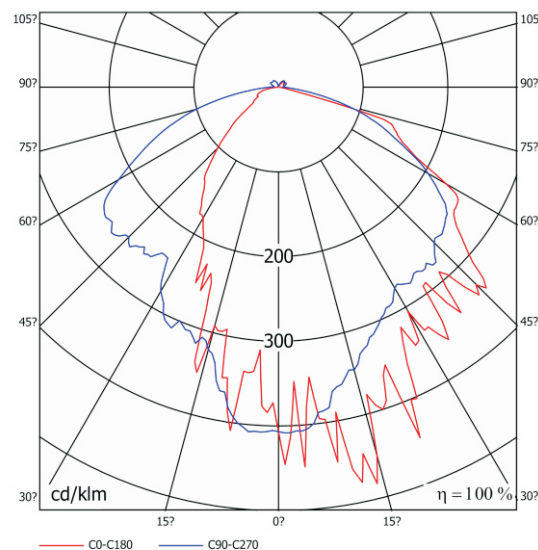
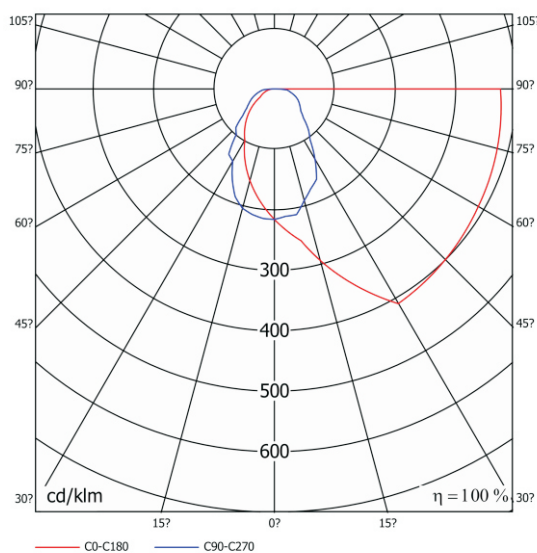
For example (OL-WP-25W-40/50K)

Family	Wattage	Separator	CCT
KLWPMN: Mini LED Wall pack	025:25W	-	30K:3000K 40K:4000K 50K:5000K

Produce Code	OL-WP-25W-40/50K
Power Consumption(W)	25W
Lumens Delivered (lm)	2650lm
Efficacy (lm/W)	105lm/w
CRI	>70
Input Voltage	100-277VAC
Power Factor	0.90
Housing	Die-cast aluminum body(Bronze). PC diffuse
Installation	Recessed outlet box or wall surface
Operating Temperature	-30°C up to 50°C (-22°F up to 122°F)
Certification	ETL/cETL

LUMINAIRE PHOTOMETRIC

Luminous Intensity Distribution Diagram:



OL-WP Series

Wall pack lights sales champion,
quality is better than peers.



Fixtures and electrical components are UL certified for USA and Canada standards; also CE and RoHS listed for Europe market.

- IP65 rated and suitable for wet locations
- LM79 and Lm80
- 5 years warranty.



OL-WP Series

PACKAGING

Model No.	Qty	L*W(H)	N.W.(kgs)	G.W.(kgs)	Meas.(CBM)
	(pcs)	(CM)	Per CTN	Per CTN	Per CTN
OL-WP-25W-40/50K	24	47*46*38.5CM	19	21	0.08